

Wasch- und Nachspülsysteme

Seite 4



Elektrokomponenten

Seite 5



Dosiertechnik

Seite 9



Heizkörper und Boiler

Seite 9



Pumpen und Ersatzteile

Seite 11

W Wasch- und Nachspülsysteme

Passend für Winterhalter



Abb.	Best.-Nr.	Beschreibung	Geräte-Typ	Ver.-Nr.
1	502016	schwarz/ grau	GS54, GS59, GS510,	2910528
2	510203	schwarz/ schwarz	GS22, GS23, GS27B, GS23H, GS25, GS27, GS28, GS32, GS34,	2910527
3	502017	grau/ schwarz	GS40, GS41, GS41/ 3,	2910522
4	510202	grau/ grau	GS61, GS62, GS63,	2910520
5	502018	schwarz/ weiß	GS64, GS65, GS70, GS71, GS80, GS90, GS100, GS405	2910538



Pos.	Best.-Nr.	Beschreibung	Geräte-Typ	Vergl.-Nr.
1	502019	Waschdüse, kpl.	GS8, GS10/ 2, GS12, GS41/ 4, GS72, GS81, GS100/ 1, GS42	2910505 60002465 2910504 610030324 610030314




Abb.	Best.-Nr.	Beschreibung	Geräte-Typ	Vergl.-Nr.
1	502023	Überwurfmutter	GS14, GS15, GS29,	620018084
2	502024	Kreuzschlitzdüse	GS29B	620018094
3	502025	Waschdüse kpl.	GS14, GS14E, GS15, GS15E, GS41/ 5	62002465
4	502026	Schlitzdüse	GS23H	2910514



Abb.	Best.-Nr.	Beschreibung	Geräte-Typ	Vergl.-Nr.
1	502027	Kreuzschlitzdüse		620011534
2	502028	Schlitzdüse	GS24	620011734
3	502029	Überwurfmutter		620011744
4	502030	Schlitzdüse	GS25, GS28	2910515




Abb.	Best.-Nr.	Beschreibung	Geräte-Typ	Ver.-Nr.
1	502031	O-Ring Wascharm	GS54, GS59, GS510,	2707016
2	502032	Verschluss Wascharm	GS22, GS23, GS27B, GS23H, GS25, GS27, GS28, GS32, GS34, GS40,	2804040
3	502033	O-Ring Endstück	GS41, GS41/ 3, GS61,	2707039
4	502034	Verschluss Endstück	GS62, GS63, GS64, GS65, GS70, GS71, GS80, GS90, GS100, GS405, GS23H, GS25, GS28	2804041




Abb.	Best.-Nr.	Beschreibung	Geräte-Typ	Vergl.-Nr.
1	502031	O-Ring Wascharm	GS8, GS10/ 2,	2707016
2	502035	Verschluss Wascharm	GS12, GS41/ 4,	2804042
3	502033	O-Ring Endstück	GS72, GS81,	2707039
4	502034	Verschluss Endstück	GS100/ 1	2804041




Abb.	Best.-Nr.	Beschreibung	Geräte-Typ	Vergl.-Nr.
1	502036	O-Ring	GS14, GS15,	2707049
2	502037	Verschlussmutter 38x34	GS29, GS29B, GS14, GS14E,	3501198
3	502038	Verschlussmutter, 38 x 76	GS15, GS15E, GS41/ 5, GS42	610022703

Nachspülarm



Abb.	Best.-Nr.	Beschreibung	Geräte-Typ	Ver.-Nr.
1	510204	Nachspüldüsenkappe	GS4-GS12, GS22, GS25, GS32, GS34, GS40, GS41, GS41/ 3, GS41/ 4, GS61-GS65, GS70, GS71, GS72, GS80, GS81, GS90, GS100, GS405	2910201 65002765
2	510205	Nachspüldüsendraller		2910200 65002764
3	510206	Gelenkstück		5510008



Abb.	Best.-Nr.	Beschreibung	Geräte-Typ	Ver.-Nr.
1	502029	Überwurfmutter	GS14, GS14E,	62001174
2	502039	Nachspüldüsenadapter	GS15, GS15E,	62001176
3	502040	Nachspüldüsendraller	GS23H, GS24, GS27B, GS29, GS29B,	2910307 65002755
4	502041	Nachspüldüsenkappe	GS100/ 1	2910308 65002754
5	502049	Gegenstück		



Abb.	Best.-Nr.	Beschreibung	Geräte-Typ	Ver.-Nr.
1	502044	Nachspüldüsenkappe	GS23, GS27, GS23H, GS41/ 5,	650027654 2910231
2	502045	Nachspüldüsendraller	GS42, GS501, GS502, GS515	650027644 2910230



Abb.	Best.-Nr.	Beschreibung	Geräte-Typ	Ver.-Nr.
1	502046	Flachstrahldüse	GS8, GS10/ 2, GS14, GS14E, GS15, GS15E, GS23H, GS24, GS28, GS29, GS41/5, GS41/4, GS42, GS72, GS100/1	2910312
2	502047	Nachspüldüse		62002820
3	502048	Überwurfmutter	GS501, GS502, GS515	62002812

Elektrokomponenten

Schalter und Lampen




Abb.	Best.-Nr.	Beschreibung	Geräte-Typ	Ver.-Nr.
1	345443	Schalter 2-pol.	GS8, GS10/ 2, GS14, GS14E, GS15, GS15E, GS24, GS29, GS29B, GSD41/ 4, GS41/ 5, GS42, GS72, GS100/ 1, GSR36, GSR36E, GS501	3124185 3124131
2	345441	Schalter 2-pol. +Lampe		3124165
3	345437	Schalter 2-pol. +Lampe		3124166
4	345438	Schalter 2-pol. +Lampe		3124128



Abb.	Best.-Nr.	Beschreibung	Geräte-Typ	Ver.-Nr.
1	345442	Schalter 4-pol. +Lampe	GS8, GS10/ 2, GS14, GS14E, GS15, GS15E, GS24, GS29, GS29B, GSD41/ 4, GS41/ 5, GS42, GS72, GS100/ 1, GSR36, GSR36E, GS501	3124227
2	345436	Taster 1-pol. +Lampe		3124153
3	345440	Taster 1-pol. +Lampe		3124130
4	345439	Taster 1-pol. +Lampe		3124129



Abb.	Best.-Nr.	Beschreibung	Geräte-Typ	Ver.-Nr.
1	359179	Lampe klar	GS8, GS10/ 2, GS14, GS14E, GS15, GS15E, GS24, GS29, GS29B, GSD41/ 4, GS41/ 5, GS42, GS72, GS100/ 1, GSR36, GSR36E, GS501	3108051
2	359406	Betrieb		3108064
3	359407	Temperatur		3108116 3108054
4	345312	Blindelement		3124187



Abb.	Best.-Nr.	Beschreibung	Geräte-Typ	Ver.-Nr.
1	345444	Schalter 2-pol. beleuchtet klar		3124034
2	345445	Taster 2-pol. beleuchtet klar	GS54, GS23, GS23H	3124035
3	359409	Signallampe 230V klar		3108017




Abb.	Best.-Nr.	Beschreibung	Geräte-Typ	Ver.-Nr.
1	301047	Schalter 2-pol. beleuchtet	GS27,	3124074
2	301052	Taster 2-pol. + Lampe	GS27B,	3124075
3	359179	Signallampe 230V	GS28	3108033



Abb.	Best.-Nr.	Beschreibung	Geräte-Typ	Vergl.-Nr.
1	359402	LED/ gelb 12V DC	GS14, GS4E,	3108112
2	359403	LED/ rot 12V DC	GS15, GS15E, GS29, GS29B, GSR36, GSR36E	3108111



Abb.	Best.-Nr.	Beschreibung	Geräte-Typ	Vergl.-Nr.
1	359186	Taster 2-pol.+ Lampe		3124083
2	359194	Schalter 2-pol.+ Lampe	GS12	3124082
3	359187	Schalter 4-pol.+ Lampe		3124081



Abb.	Best.-Nr.	Beschreibung	Geräte-Typ	Vergl.-Nr.
1	359182	Betätiger		3124077
2	359183	Betätiger	GS12	3124078 3124079 3124080
3	359181	Signallampe		3108036



Abb.	Best.-Nr.	Beschreibung	Geräte-Typ	Vergl.-Nr.
1	359189	Blende (EIN)		
2	359191	Blende (1)		
3	359192	Blende (2)	GS12	
4	359592	Lampe 12V		3108037
4	359591	Lampe 48V		

Elektronik




Abb.	Best.-Nr.	Beschreibung	Geräte-T.	Vergl.-Nr.
1	400662	Tastaturfolie	GS202, GS215,	3124223
2	400663	Tastatur Elektronik	GS302, GS315,	3124222
3	400664	Hauptplatine	GS502, GS515	3105140




Abb.	Best.-Nr.	Beschreibung	Geräte-Typ	Vergl.-Nr.
1	400660	Temperaturfühler L=500mm	GS502, GS515	3125043
1	400661	Temperaturfühler L=1000mm		3125044
1	400665	Temperaturfühler L=1500mm	GS202, GS215,	3125051
1	400666	Temperaturfühler L=1700mm	GS302, GS315	3125050
2	400667	Niveausensor	GS202, GS215, GS302, GS315	3113164
3	541149	Niveauschalter		3126044

Timer



Abb.	Best.-Nr.	Beschreibung	Geräte-Typ	Ver.-Nr.
1	360235	4-polig	GS12, GS28 (neu), GS34, GS41/ 4, GS72, GS100/ 1	3105119
2	360236	3-polig	GS4, GS9, GS10, GS10/ 2, GS22, GS23, GS23H, GS24, GS25, GS27, GS27B, GS28 (alt), GS32, GS40, GS41, GS61, GS70, GS71, GS80, GS81, GS90, GS100, GS405	3105100




Abb.	Best.-Nr.	Beschreibung	Geräte-Typ	Vergl.-Nr.
1	360237	6-pol.	GS501	5528272
2	360317	5min.	GS8, GS41/ 3, GS62, GS63	3105106
3	360238	Programmschalter	GS14, GS14E, GS15, GS15E, GS29, GS29B, GS41/ 5, GS42, GSR36, GSR36A	3105130 3105131

Pressostate




Abb.	Best.-Nr.	Beschreibung	Geräte-T.	Ver.-Nr.
1	541072	55/35	GS4, GS23, GS23H, GS25, GS27, GS27B, GS28, GS34	3126009
1	541069	88/55	GS24, GS29, GS29B	3126029
1	541066	100/60	GS8, GS10/ 2, GS12	3126020
1	541068	105/75	GS32, GS40, GS41, GS41/ 3, GS41/ 4, GS41/ 5, GS42, GS61, GS62, GS70, GS71, GS80, GS81, GS100, GS100/ 1, GS405	3126023 3126003
1	541076	120/60	GS14, GS14E, GS15, GS15E	3126035
1	541070	160/80	GS72, GS501	3126028
2	541149	0-30mbar Elektronik	GS202, GS215, GS302, GS315, GS502, GS515	3126044

Thermostate



Abb.	B.-Nr.	Beschr.	Geräte-Typ	Ver.-Nr.
1	375400	1-pol. 30-90°C	GS4, GS8, GS9, GS10, GS10/ 2, GS12, GS14, GS14E, GS15, GS15E, GS22, GS23, GS23H, GS24, GS25, GS27, GS27B, GS28, GS29, GS29B, GS32, GS34, GS40, GS41, GS41/ 3, GS41/ 4, GS41/ 5, GS42, GS61, GS62, GS63, GS64, GS65, GS70, GS71, GS72, GS80, GS81, GS90, GS100, GS100/ 1, GS405, GSR36, GSR36A	3125013 3125014 3125010 3125015
2	375304	1-pol. 30-93°C	GS501	3125046 3125047




Abb.	Best.-Nr.	Beschreibung	Geräte-Typ	Vergl.-Nr.
1	375305	2-pol. 30-90°C	GS25, GS501	3125011
2	375212	2-pol. -90°C	GS24	3125023

Sicherheitsthermostate




Abb.	Best.-Nr.	Beschreibg.	Geräte-Typ	Vergl.-Nr.
1	375306	160°C	GS14, GS14E, GS15, GS15E, GS29, GS29B, GS41/ 5, GS42, GSR36, GSR36A	3125030
2	375213	93°C	GS24, GS41/ 4, GS72, GS100/ 1	3125022



Abb.	Best.-Nr.	Beschreibung	Geräte-Typ	Vergl.-Nr.
1	521143	Stopfbuchsen		3125001
2	521144	Dichtung		2709036
3	521145	Mutter M14x1		3125002

Mikroschalter




Abb.	Best.-Nr.	Beschreibung	Geräte-Typ	Vergl.-Nr.
1	345965	1pol. Wechsler	GS4, GS25, GS27, GS28	5519024
2	345966	1pol. Wechsler	GS8, GS9, GS10, GS10/ 2, GS12, GS22, GS32	5519007




Abb.	Best.-Nr.	Beschreibung	Geräte-Typ	Vergl.-Nr.
1	345211	1-pol. Wechsler	GS23H	620002244
2	345992	1-pol. Wechsler	GS24	620013494



Pos.	Best.-Nr.	Beschreibung	Geräte-Typ	Vergl.-Nr.
1	345209	1S. + 1Ö.	GS40, GS41, GS41/ 3, GS41/ 4, GS41/ 5, GS42, GS61, GS70, GS71, GS72, GS81, GS100/ 1, GS405	3124104

Magnetschalter



Abb.	Best.-Nr.	Beschreibung	Geräte-Typ	Vergl.-Nr.
1	345210	250V/ 1A	GS14, GS14E, GS15, GS15E, GS29, GS29B, GSR36, GSR36E	3124190 3124221
2	345967	250V/ 1A	GS202, GS215, GS302, GS315	3124240



Abb.	Best.-Nr.	Beschreibung	Geräte-Typ	Vergl.-Nr.
1	345968		GS502, GS515	3124224
2	345969		GS501	3124228



Pos.	Best.-Nr.	Beschreibung	Geräte-Typ	Vergl.-Nr.
1	345446	Schwimmerschalter	GS501, GS502, GS515	3126034 5528255

Magnetventile Müller



Abb.	Best.-Nr.	Beschreibg.	Geräte-Typ	Ver.-Nr.
1	370002	1fach/ 230V	GS4, GS14, GS14E, GS15, GS15E, GS23, GS23H, GS24, GS25, GS27, GS27B, GS28, GS29, GS29B, GS100/ 1	3106044
2	370004	2fach/ 230V	GS8, GS9, GS10/ 2, GS12, GS22, GS32, GS34, GS40, GS41, GS41/ 3, GS41/ 4, GS41/ 5, GS42, GS61, GS62, GS70, GS71, GS72, GS80, GS81, GS90, GS100, GS100/ 1, GS405	3106043

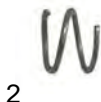


Abb.	Best.-Nr.	Beschreibung	Geräte-Typ	Vergl.-Nr.
1	371017	Magnetspule		3106046
2	371009	Feder		3106117
3	371011	Reparatursets		3106073 +3106049 +3106047



Abb.	Best.-Nr.	Beschreibg.	Geräte-Typ	Ver.-Nr.
1	372047	1fach 230V, 15L/min., Druckboiler	GS4, GS14, GS14E, GS15, GS15E, GS23, GS23H, GS24, GS25, GS27, GS27B, GS28, GS29, GS29B, GS100/ 1	3106180
1	372046	1fach 230V, 5L/min., Boilerdruck unabhängig		3106174
2	372022	2fach 230V	GS8, GS9, GS10/ 2, GS12, GS22, GS32, GS34, GS40, GS41, GS41/ 3, GS41/ 4, GS41/ 5, GS42, GS61, GS62, GS70, GS71, GS72, GS80, GS81, GS90, GS100, GS100/ 1, GS405	3106182



Pos.	Best.-Nr.	Beschreibung	Geräte-Typ	Vergl.-Nr.
1	370316	1fach 230V, 15L/min., Druckboiler	GS202, GS215, GS302, GS315	3106214
2	370317	1fach 230V, 5L/min., Boilerdruck unabhängig		3106215

Relais

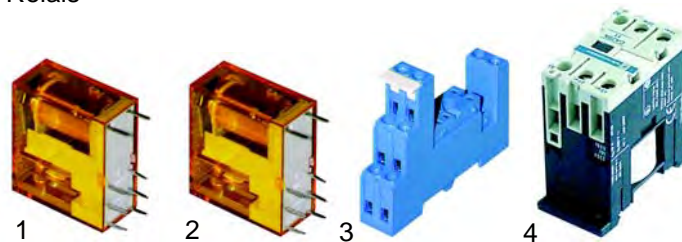


Abb.	Best.-Nr.	Beschreibung	Geräte-Typ	Vergl.-Nr.
1	380333	2 Wechs./ 5A		3104159
2	380335	1 Wechs./ 16A	GS501	3104158
3	380340	Sockel		3104157
4	380367	1 Sch.+1Ö.	GS514E/ GS72	3104114

Schütze

Schraubanschluss

Flachsteckanschluss



Abb.	Best.-Nr.	Beschreibung	Geräte-Typ	Vergl.-Nr.
1	380230	3 Sch.+1Sch./ 16A (AC1)		
1	380231	3 Sch.+1Ö./ 16A (AC1)	Universal	
2	380236	3 Sch.+1Sch./ 16A (AC1)		
2	380237	3 Sch.+1Ö./ 16A (AC1)		3104068

Schraubanschluss

Flachsteckanschluss



Abb.	Best.-Nr.	Beschreibung	Geräte-Typ	Vergl.-Nr.
1	380212	3 Sch.+1Sch./ 20A (AC1)		
1	380213	3 Sch.+1Ö./ 20A (AC1)	Universal	3104154
2	380415	3 Sch.+1Sch./ 20A (AC1)		
2	380416	3 Sch.+1Ö./ 20A (AC1)		

Schraubanschluss
Flachsteckanschluss


Abb.	Best.-Nr.	Beschreibung	Geräte-Typ	Vergl.-Nr.
1	380244	3 Sch.+1Sch./ 25A (AC1)	Universal	3104057
1	380245	3 Sch.+1Ö./ 25A (AC1)		
2	380261	3 Sch.+1Sch./ 32A (AC1)		
2	380262	3 Sch.+1Ö./ 32A (AC1)		3104162 3104059

Sicherungen


Abb.	Best.-Nr.	Beschreibung	Geräte-T.	Ver.-Nr.
1	550468	Sicherungshalter 5x20/25	Universal	3109063
2	358607	Feinsicherung 6,3A (VPE10Stck.)		3111043
2	358608	Feinsicherung 10A (VPE10Stck.)		3111093

Zeitrelais


Abb.	Best.-Nr.	Beschreibung	Geräte-Typ	Ver.-Nr.
1	380364	Wischrelais 1-10sec. 230V/ 1 Wechsler	GS4, GS41/ 4, GS72	3104120
2	380363	Wischrelais 1-10sec. 230V/ 1 Wechsler	GS29B	3104141
2	380630	Wischrelais 230V/ 1 Wechsler	GS14E, GS15E, GSR36E	3104150



Abb.	Best.-Nr.	Beschreibung	Geräte-Typ	Ver.-Nr.
1	380632	Koppelrelais	GS24, GS24E, GS15, GS15E, GSR36, GSR36E	3104139
2	380631	Blinkrelais/ 230V	GS23H, GS24	3104117
3	400658	Sanftanlauf	GS14, GS14E, GS15, GS15E, GS29B	5528253 3113082


Dosierttechnik


Abb.	Best.-Nr.	Beschreibung	Geräte-Typ	Vergl.-Nr.
1	361003	Dosiergerät ELT10		5525005 800005553 800005543
2	361235	Dosiergerät ELT20		3102450 5528278



Abb.	Best.-Nr.	Beschreibung	Geräte-Typ	Ver.-Nr.
1	361156	4L/h, 230V, volumetrisch geregelt		
2	361162	6L/h, 230V, leitwertgesteuert	Universal, Außenmontage als Ersatz für	
2	361112	9L/h, 230V, leitwertgesteuert	SP166L SP166Z	
2	361160	3L/h, 230V, Doppelzeitsteuerung (2fach Magnetventil, 1xFühler 5-220sec., 1xNachspülen 1-25sec.)	SP80	



Abb.	Best.-Nr.	Beschreibung	Geräte-Typ	Vergl.-Nr.
1	361142	Anschlussatz (Reiniger Dosiergerät)		
2	361143	Anschlussatz (Reiniger Dosiergerät), Leitwertregelung		

Heizkörper
Tank-Heizkörper


Abb.	Best.-Nr.	Beschreibung	Geräte-Typ	Vergl.-Nr.
1	415878	2800W/ 230V	GS24	620011782
2	415497	2800W/ 230V	GS9	3103047
3	415496	2800W/ 230V	GS4, GS23, GS23H, GS25	3103062



Abb.	Best.-Nr.	Beschreibg.	Geräte-Typ	Ver.-Nr.
1	415876	2200W/ 230V	GS8, GS14, GS14E	3103082
2	415492	3000W/ 3x230V	GS9, GS10, GS10/ 2, GS12, GS22, GS27, GS27B, GS28, GS34, GS42, GS61, GS62, GS63, GS64, GS70, GS71, GS72, GS80, GS81, GS90, GS100, GS100/ 1	3103027
3	415877	9000W/ 3x230V	GS65	3103018




Abb.	Best.-Nr.	Beschreibung	Geräte-Typ	Ver.-Nr.
1	415491	6000W/ 3x230V	GS32, GS40, GS41, GS41/ 3, GS41/ 4, GS41/ 5, GS405	3103025
2	415879	5000W/ 3x230V	GS15, GS15E, GS29, GS29B, GSR36, GSR36E	3103089




Abb.	Best.-Nr.	Beschreibung	Geräte-Typ	Ver.-Nr.
1	416395	600W/ 230V	GS202, GS215, GS302, GS315	60003653
2	416056	1800W/ 2x230V	GS501, GS502, GS515	3103160 61005231


Zubehör Tank-Heizkörper


Abb.	Best.-Nr.	Beschreibung	Geräte-Typ	Ver.-Nr.
1	510416	Dichtung 10,2mm	GS24	
2	520231	Mutter M10x1		
3	510408	O-Ring 58mm	Universal	2707015
4	502004	Dichtung	GS501, GS502, GS515	82000014

Boiler-Heizkörper


Abb.	Best.-Nr.	Beschreibung	Geräte-Typ	Vergl.-Nr.
1	415876	2200W/ 230V	GS14, GS14E, GS8	3103082, 3103081
2	415495	2800W/ 230V	GS4, GS9, GS23, GS23H, GS24	3103015 3103033




Abb.	Best.-Nr.	Beschreibg.	Geräte-Typ	Ver.-Nr.
1	415494	5000W/ 3x230V	GS10, GS10/ 2, GS12, GS15, GS15E, GS22, GS27, GS29, GS29B, GS34, GSR36, GSR36F	3103032
1	417336	5000W	GS28	3103030
2	415493	6000W/ 3x230V	GS27B, GS32, GS40, GS41, GS41/ 3, GS41/ 4, GS41/ 5, GS42, GS61, GS62, GS63, GS64, GS65, GS70, GS71, GS72, GS80, GS81, GS90, GS100, GS100/ 1, GS405	3103017 3103043
3	415877	9000W/ 3x230V	GR62/ 1, GR66	3103018 3103057



Abb.	Best.-Nr.	Beschreibung	Geräte-Typ	Vergl.-Nr.
1	415401	4500W/ 3x230V	GS40, GS61, GS70	3103009
2	415402	6000W/ 3x230V	(Alte Typen)	3103012

Boiler-Heizkörper mit Sicherung




Abb.	Best.-Nr.	Beschreibung	Geräte-Typ	Ver.-Nr.
1	416392	2600W/ 230V		60003605
2	416393	3500W/ 3x230V	GS202, GS215, GS302, GS315	60003602
2	416394	5000W/ 3x230V		60003598
3	416058	6000W/ 3x230V	GS501, GS502, GS515	3103150

Zubehör



Abb.	Best.-Nr.	Beschreibung	Geräte-Typ	Vergl.-Nr.
1	510408	Dichtung		2707015
2	510562	Dichtung Silikon		2707071

Reversierung



Abb.	Best.-Nr.	Beschreibung	Geräte-Typ	Vergl.-Nr.
1	400659	Transformator 230V/ 18V DC-22V A	GS515, GSR36,	3115020
2	600040	Getriebemotor 24V DC	GSR36E	3116062

Pumpen

Laugenpumpen



Abb.	Best.-Nr.	Beschreibg.	Geräte-Typ	Ver.-Nr.
1	500042	80W/ 230V	Universal	3102010
2	500547	65W/ 230V	GS202, GS215, GS302, GS315	3102480
3	500250	170W/ 230V	GS501, GS502, GS515	3102410

Drucksteigerungspumpen



Abb.	Best.-Nr.	Beschreibg.	Geräte-Typ	Ver.-Nr.
1	500279	250W/ 230V	GS501, GS502, GS515	3102288 3102477
2	500548	270W/ 230V	GS202, GS215, GS302, GS315	3102539



Abb.	Best.-Nr.	Beschreibung	Geräte-Typ	Vergl.-Nr.
1	500248	0,25kW/ 230V	GS4, GS23, GS23H	3102037 3102040 3102332
2	500550	0,37kW/ 230V	GS24	3102260
3	500549	0,55kW/ 230V	GS9	3102065 3102066



Abb.	Best.-Nr.	Beschreibung	Geräte-Typ	Vergl.-Nr.
1	500038	0,55kW/ 230V	GS25, GS27, GS27B, GS28	3102014 3102015
2	500249	0,55kW/ 230V	GS29, GS29B	3102276



Pos.	Best.-Nr.	Beschreib.	Geräte-Typ	Vergl.-Nr.
1	500278	2,7kW/ 400V/ (3μ)	GS61, GS62, GS64, GS65, GS70, GS71, GS72, GS80, GS90, GS100, GS100/ 1	5514011



Abb.	Best.-Nr.	Beschreibung	Geräte-Typ	Vergl.-Nr.
1	500276	0,73kW/ 400V/ (3μ)	GS8, GS14, GS14E, GS15, GS15E, GS501	3102090 3102277 3102091
2	500277	1,1kW/ 400V/ (3μ)	GS10, GS10/ 2, GS12, GS22, GS32, GS40, GS41, GS41/ 3, GS41/ 4, GS41/ 5, GS42, GS502, GS515	3102263 3102086 3102087 3102265




Abb.	Best.-Nr.	Beschreibung	Geräte-Typ	Vergl.-Nr.
1	500018	1,5kW/ 400V/ (3μ)		5514023
2	500031	2,0kW/ 400V/ (3μ)	GS63	5514076